

All These Dark Days

Sasha Krauser

Music by Sasha Krauser

Tune down 1 step

- ① = D ④ = C
② = A ⑤ = G
③ = F ⑥ = D

Moderate ♩ = 92













INTRO

1













T
A
B

INTRO Section 2

4













			
			
			

8

PRE-VERSE 1

12

VERSE 1

16

Musical notation for Verse 1, measures 16-19. The notation consists of two systems of five-line staves. The first system (measures 16-18) has a double bar line at the end of measure 18. The second system (measures 19-20) is empty. In the first system, the top staff has a black square on the first line of each of the four measures. The bottom staff is empty.

20

Musical notation for Verse 1, measures 20-23. The notation consists of two systems of five-line staves. The first system (measures 20-22) has a double bar line at the end of measure 22. The second system (measures 23-24) is empty. In the first system, the top staff has a black square on the first line of each of the four measures. The bottom staff is empty.

BRIDGE 1

24

Musical notation for Bridge 1, measures 24-27. The notation consists of two systems of five-line staves. The first system (measures 24-26) has a double bar line at the end of measure 26. The second system (measures 27-28) is empty. In the first system, the top staff has a black square on the first line of each of the three measures. The bottom staff is empty. At the end of measure 26, there are three stacked circles on the top staff, with the numbers 5, 5, and 3 written vertically to their right.

28

Musical notation for measure 28, featuring a treble clef, a key signature of one sharp (F#), and a common time signature. The notation includes a wavy line above the staff in the final measure.

S.H.
P.M. - | P.M. - -

Fingerings for measure 28, shown on a six-line staff:

9	5	7	9	9	7-7	7-7
9	5	7	9	9		
7	3	5	7			

31

Musical notation for measure 31, featuring a treble clef, a key signature of one sharp (F#), and a common time signature.

Fingerings for measure 31, shown on a six-line staff:

8	4	7	2	0
7	4	7		
5	2	5		

47

Two empty musical staves, one above the other, each divided into four measures. The top staff has a single black bar in the first measure of each of the four measures. The bottom staff is completely empty.

BRIDGE 2

51

Musical notation for measures 51-53. The top staff shows chords: a D major triad (D, F#, A) in measure 51, a D major triad with a sharp sign (D, F#, A) in measure 52, a D major triad with a sharp sign and a dot (D, F#, A) in measure 53, and a D major triad (D, F#, A) in measure 54. The bottom staff shows guitar fretting: measure 51 (5, 5, 3), measure 52 (9, 9, 7), measure 53 (5, 5, 3), and measure 54 (7, 7, 5).

54

Musical notation for measures 54-56. The top staff shows chords: a D major triad with a sharp sign (D, F#, A) in measure 54, a D major triad (D, F#, A) in measure 55, a D major triad (D, F#, A) in measure 56, and a D major triad with a sharp sign (D, F#, A) in measure 57. A wavy line is above measure 54. Below the staff, there is a wavy line with the text "S.H." above it and "P.M. - ♯" on either side. The bottom staff shows guitar fretting: measure 54 (9, 9, 7), measure 55 (7-7, 9), measure 56 (7-7, 8, 7, 5), and measure 57 (4, 4, 2).

57

P.M. - - - - -

CHORUS 1

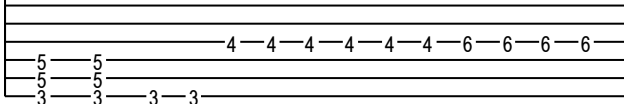
59

P.M. - - 1

60




P.M. - - 1



61



P.M. - - 1



62

P.M. - - |

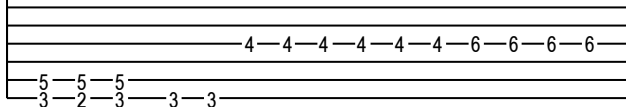
63

P.M. - - |

64



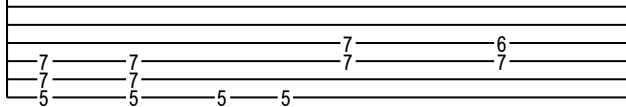
P.M. - - |



65



P.M. - - - - |




66

P.M. - - - - | P.M. - - - - -

THEME 1

67

68



Musical notation for exercise 68. The top staff shows a sequence of eight chords, each consisting of a quarter note and a half note. The bottom staff shows the fingering for each chord: 4-4-2, 4-4-2, 4-4-2, 4-4-2, 4-4-2, 4-4-2, 4-4-2, and 4-4-2.

69



Musical notation for exercise 69. The top staff shows a sequence of eight chords, each consisting of a quarter note and a half note. The bottom staff shows the fingering for each chord: 5-5-3, 5-5-3, 5-5-3, 5-5-3, 5-5-3, 5-5-3, 5-5-3, and 5-5-3.

70



Musical notation for exercise 70. The top staff shows a sequence of eight chords, each consisting of a quarter note and a half note. The bottom staff shows the fingering for each chord: 7-7-5, 7-7-5, 7-7-5, 7-7-5, 7-7-5, 7-7-5, 7-7-5, and 7-7-5.

71

9 9 9 9 9 9 9 9
 9 9 9 9 9 9 9 9
 7 7 7 7 7 7 7 7

72

4 4 4 4 4 4 4 4
 4 4 4 4 4 4 4 4
 2 2 2 2 2 2 2 2

73

5 5 5 5 5 5 5 5
 5 5 5 5 5 5 5 5
 3 3 3 3 3 3 3 3

SHRED

74

P.M. - 4

full full fullfull

10 13 9 12 7

7 7 7 7 7 6

7 7 7 7 7 6

5 5 5 7 5 4

5 5

76

full full full full Harm.

7 7 7 7 5

7 7 7

1/2

-1/2

76

Harm.

5	10	10	12	10	12	14	15
-1/2	1/2		X	X	X	X	X
	7	7	9	-1/2	7	9	11
							12

-1/2 -1/2

-1/2 -1/2

80

S.H.

	17		17
	X	14	
	14		

----- -1/2 -1/2


81

9-5 7-7 6-6 5-9-5 7-7 6-6 5-9-5 7-7 6-6 5-9-5 7-7 6-6 5


82

10-7 8-8 7-10-7 8-8 7-14-10 12-12 10-17-14 15-15 14-14

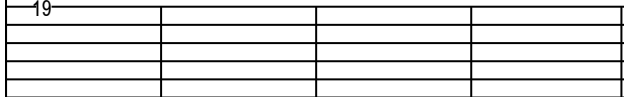
INTERLUDE



83

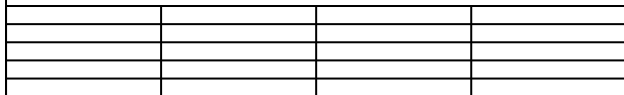



19




INTERLUDE Section 2


87




91



95



99



108

Musical notation for measure 108. The top staff shows a treble clef with a key signature of one sharp (F#). The first part of the measure contains a whole note chord with notes F#4, A4, and C5. The second part contains a whole note chord with notes G4, B4, and C5. The bottom staff shows a guitar fretboard with strings 1-6. The first part of the measure has fret numbers 4, 4, 4, 2 on strings 1-4. The second part has fret numbers 7, 7, 5 on strings 1-3, and a 2 on string 4 with an open 0 on string 5.

110

Musical notation for measure 110. The top staff shows a treble clef with a key signature of one sharp (F#). The measure contains six eighth notes: F#4, A4, G4, B4, A4, F#4. There are slurs over the first two notes and the last two notes. Below the staff, there are two "P.M." markings with dashed lines and a vertical bar: "P.M. - - - |" and "P.M. - - - - -". The bottom staff shows a guitar fretboard with strings 1-6. The fret numbers are 4, 4, 4, 2 on strings 1-4 for the first two notes, and 4, 4, 4, 2 on strings 1-4 for the last two notes.

111

Musical notation for measure 111. The treble clef staff shows a sequence of chords: F#4, F#4, F#4, F#4, F#4, F#4, F#4, F#4. The bass clef staff shows the corresponding fret numbers: 4, 4, 7, 4, 4, 7, 7, 7, 7.

CHORUS 2

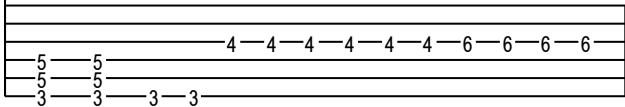
112

Musical notation for measure 112. The treble clef staff shows a sequence of chords: F#4, F#4, F#4, F#4, F#4, F#4, F#4, F#4. The bass clef staff shows the corresponding fret numbers: 9, 9, 7, 7, 7, 7, 7, 7, 6, 6, 6, 6. The text "P.M. - - 1" is written below the staff.

113



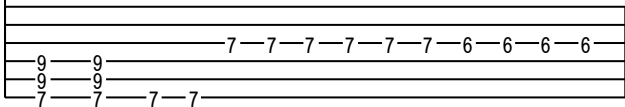
P.M. - - 1



114



P.M. - - 1



115

P.M. - - |

5 5 0 0 0 0 0 0 4 4 0 0

5 5

3 3 3 3

116

P.M. - - |

7 7 7 7 7 7 6 6 6 6

9 7 9

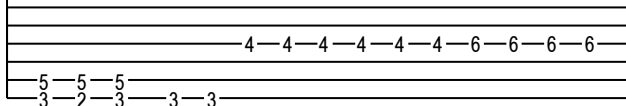
9 7 9

7 5 7 7 7

117



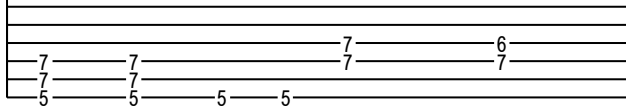
P.M. - - |



118



P.M. - - - - |



119

P.M. - - - - |

CHORUS 2 Section 2

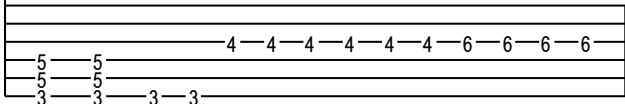
120

P.M. - - |

121




P.M. - - 1



122



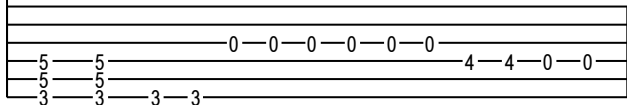
P.M. - - 1



123



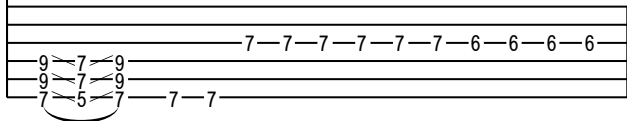
P.M. - - 1



124



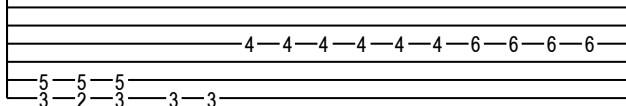
P.M. - - 1



125



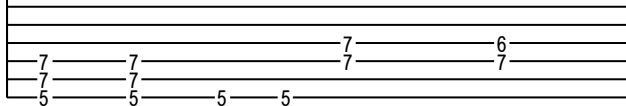
P.M. - - |



126



P.M. - - - - |



127


Musical notation for measure 127. The staff shows a piano (P.M.) marking. The notation includes a chord with a fermata, followed by a quarter note, and then a half note. The guitar fretboard diagram below shows the following fingerings: 7-5-7, 7-5-7, 5-3-5, 5-5, 7-7, 9-9, and 7-7.

THEME 2

128

Musical notation for measure 128. The staff shows a sequence of eighth notes. The guitar fretboard diagram below shows the following fingerings: 9-9, 9-9, 9-9, 9-9, 9-9, 9-9, 9-9, 9-9, 7-7, 7-7, 7-7, 7-7, 7-7, 7-7, 7-7, 7-7.

129



Musical notation for exercise 129. The top staff shows a sequence of eight chords, each consisting of a quarter note and a half note. The bottom staff shows the fingering for each chord: 4-4-2, 4-4-2, 4-4-2, 4-4-2, 4-4-2, 4-4-2, 4-4-2, and 4-4-2.

130



Musical notation for exercise 130. The top staff shows a sequence of eight chords, each consisting of a quarter note and a half note. The bottom staff shows the fingering for each chord: 5-5-3, 5-5-3, 5-5-3, 5-5-3, 5-5-3, 5-5-3, 5-5-3, and 5-5-3.

131



Musical notation for exercise 131. The top staff shows a sequence of eight chords, each consisting of a quarter note and a half note. The bottom staff shows the fingering for each chord: 7-7-5, 7-7-5, 7-7-5, 7-7-5, 7-7-5, 7-7-5, 7-7-5, and 7-7-5.

132

9 9 9 9 9 9 9 9
9 9 9 9 9 9 9 9
7 7 7 7 7 7 7 7

133

4 4 4 4 4 4 4 4
4 4 4 4 4 4 4 4
2 2 2 2 2 2 2 2

134

5 5 5 5 5 5 5 5
5 5 5 5 5 5 5 5
3 3 3 3 3 3 3 3

135

P.M. - - - 4

7 7 7 7 7 7 7 6
 7 7 7 7 7 7 7 6
 5 5 5 7 5 5 5 4

136

P.M. - 1

7 4 9 9 7
 7 2 9 9 7
 5 2 5-4 9 9
 0 0-0-5-5 7